



Bookplate

Cut out along the black line,
write your name inside the white flower,
and tape inside the front cover of your book






Secret Message

Choose a word from the word box that fits on each line. Then use the letters in the circles to find the Secret Message!

Sweet **Friendly** **Kind** **Caring**



Bee

_____ r _____ _____
1



Bee

_____ _____ d _____
2



Bee

_____ _____ n _____
3



Bee

_____ e _____
4





Bee

1 2 3 4




Memory Match-Ups



Cut out the 14 little cards on pages 1 and 2. Lay the cards out in a grid face down, and players take turns flipping pairs of cards over. On each turn, the player will first turn one card over, then a second. If the two cards match, the player scores one point, the two cards are removed from the game, and the player gets another turn. If they do not match, the cards are turned back over. The player with the highest score after all cards have been matched wins.





Be safe!
Let a adult
help you
with the
scissors



page
1







Put your little cards in a small envelope and take with you wherever you go



page
2





Bookmarks

Mark your place with a friendly face!

Be safe!
Let a adult
help you
with the
scissors

